

# Portland Public Schools Enrollment Summaries 1998-99 through 2007-08

## Table of Contents

[Introduction](#)

Historical Enrollment

[District Summary](#)

[Enrollment Trends: 1, 5 and 10 year](#)

October 2007 Enrollment

[By Program Type and Grade](#)

[By Grade](#)

[By Ethnicity](#)

[By Gender](#)

[By Characteristics \(Free & Reduced Priced Meals,  
Talented & Gifted, English Language Learners, and  
Special Education\)](#)

## **2007-08 Enrollment Summaries**

### **Introduction**





This summary report is a profile of current and historical enrollments for Portland Public Schools. Included are various summaries of these data, e.g., by school/program, grade level, ethnicit

**PORTLAND PUBLIC SCHOOLS**


**Enrollment Summary by Program Type, School and Year**

**1998-99 through 2007-08**

Program Type											1-Year Trend (2007-08 - 2006-07)		5-Year Trend (2007-08 - 2003-04)		10-Year Trend (2007-08 - 1998-99)	
School	1998-99	1999-00	2000-01	2001-02	2002-03	2003-04	2004-05	2005-06	2006-07	2007-08	#	%	#	%	#	%
<b>ELEMENTARY, MIDDLE AND HIGH SCHOOLS</b>	<b>50,304</b>	<b>49,341</b>	<b>49,042</b>	<b>48,918</b>	<b>47,627</b>	<b>45,335</b>	<b>44,240</b>	<b>43,287</b>	<b>42,243</b>	<b>41,698</b>	<b>-545</b>	<b>-1.3</b>	<b>-3,637</b>	<b>-8.0</b>	<b>-8,606</b>	<b>-17.1</b>
Elementary Schools Subtotal	26,256	25,469	24,987	24,784	23,819	22,605	22,186	22,038	22,786	24,404	1,618	7.1	1,799	8.0	-1,852	-7.1
Middle Schools Subtotal	10,390	10,323	10,446	10,486	10,381	9,748	9,371	8,649	7,507	5,665	-1,842	-24.5	-4,083	-41.9	-4,725	-45.5
High Schools Subtotal	13,658	13,549	13,609	13,648	13,427	12,982	12,683	12,600	11,950	11,629	-321	-2.7	-1,353	-10.4	-2,029	-14.9
<b>PPS ALTERNATIVE PROGRAMS</b>	<b>1,685</b>	<b>1,582</b>	<b>1,592</b>	<b>1,483</b>	<b>1,597</b>	<b>1,470</b>	<b>1,232</b>	<b>1,317</b>	<b>1,430</b>	<b>1,432</b>	<b>2</b>	<b>0.1</b>	<b>-38</b>	<b>-2.6</b>	<b>-253</b>	<b>-15.0</b>
School and Alternative Programs Subtotal	51,989	50,923	50,634	50,401	49,224	46,805	45,472	44,604	43,673	43,130	-543	-1.2	-3,675	-7.9	-8,859	-17.0
<b>COMMUNITY-BASED ALTERNATIVE PROGRAMS</b>	<b>1,673</b>	<b>1,706</b>	<b>1,416</b>	<b>1,297</b>	<b>1,381</b>	<b>1,270</b>	<b>1,171</b>	<b>1,308</b>	<b>1,303</b>	<b>1,342</b>	<b>39</b>	<b>3.0</b>	<b>72</b>	<b>5.7</b>	<b>-331</b>	<b>-19.8</b>
<b>SPECIAL SERVICES</b>	<b>2,169</b>	<b>2,117</b>	<b>2,311</b>	<b>2,330</b>	<b>2,170</b>	<b>462</b>	<b>562</b>	<b>525</b>	<b>548</b>	<b>539</b>	<b>-9</b>	<b>-1.6</b>	<b>77</b>	<b>16.7</b>	<b>-1,630</b>	<b>-75.1</b>
<b>PUBLIC CHARTER SCHOOLS</b>			<b>66</b>	<b>122</b>	<b>194</b>	<b>346</b>	<b>451</b>	<b>571</b>	<b>824</b>	<b>1,077</b>	<b>253</b>	<b>30.7</b>	<b>731</b>	<b>211.3</b>		
<b>Total</b>	<b>55,831</b>	<b>54,746</b>	<b>54,427</b>	<b>54,150</b>	<b>52,969</b>	<b>48,883</b>	<b>47,656</b>	<b>47,008</b>	<b>46,348</b>	<b>46,088</b>	<b>-260</b>	<b>-0.6</b>	<b>-2,795</b>	<b>-5.7</b>	<b>-9,743</b>	<b>-17.5</b>













**PORTLAND PUBLIC SCHOOLS**

Enrollment Summary, October 2007: by Program Type, School and Year  
 1998-99 through 2007-08

Program Type	Footnotes	Grade Range											1-Year Trend (2007-08 - 2006-07)		5-Year Trend (2007-08 - 2003-04)		10-Year Trend (2007-08 - 1998-99)	
			1998-99	1999-00	2000-01	2001-02	2002-03	2003-04	2004-05	2005-06	2006-07	2007-08	#	%	#	%	#	%
School																		



# PORTLAND PUBLIC SCHOOLS

## Enrollment Summary, October 2007: by Program Type, School and Year

1998-99 through 2007-08

Program Type	Footnotes	Grade Range											1-Year Trend (2007-08 - 2006-07)		5-Year Trend (2007-08 - 2003-04)		10-Year Trend (2007-08 - 1998-99)	
			1998-99	1999-00	2000-01	2001-02	2002-03	2003-04	2004-05	2005-06	2006-07	2007-08	#	%	#	%	#	%
White Shield	(4)		37	35	19	23	26	28	24	20	19	20	1	5.3	-8	-28.6	-17	-46
Woodmont			18	16	14	5			1									
Wynne Watts Day Treatment			3	4	3	1												
<b>Special Services Subtotal</b>			<b>2,169</b>	<b>2,117</b>	<b>2,311</b>	<b>2,330</b>	<b>2,170</b>	<b>462</b>	<b>562</b>	<b>525</b>	<b>548</b>	<b>539</b>	<b>-9</b>	<b>-1.6</b>	<b>77</b>	<b>16.7</b>	<b>-1,630</b>	<b>-75</b>
<b>PUBLIC CHARTER SCHOOLS</b>																		
Arthur Academy		KG-4								54	91	117	26	28.6				
CM2's Opal School		KG-5				25	42	50	71	81	75	76	1	1.3	26	52.0		
Emerson Public Charter		KG-5						98	97	121	126	131	5	4.0	33	33.7		
Garden Laboratory Charter School									35			Closed						
Leadership and Entrepreneurship Public Charter High School		9-12									102	147	45	44.1				
McCoy Public Charter				66	97							Closed						
Portland Village School		KG-4										155	155					
Self Enhancement Academy		6-8							49	92	134	137	3	2.2				
Trillium Public Charter		KG-12				152	198	199	223	296	314	18	6.1	116	58.6			
<b>Public Charter Schools Subtotal</b>			<b>0</b>	<b>0</b>	<b>66</b>	<b>122</b>	<b>194</b>	<b>346</b>	<b>451</b>	<b>571</b>	<b>824</b>	<b>1,077</b>	<b>253</b>	<b>30.7</b>	<b>731</b>	<b>211.3</b>		
<b>Total</b>			<b>55,831</b>	<b>54,746</b>	<b>54,427</b>	<b>54,150</b>	<b>52,969</b>	<b>48,883</b>	<b>47,656</b>	<b>47,008</b>	<b>46,348</b>	<b>46,088</b>	<b>-260</b>	<b>-0.6</b>	<b>-2,795</b>	<b>-5.7</b>	<b>-9,743</b>	<b>-17.5</b>



**PORTLAND PUBLIC SCHOOLS**  
**Enrollment Summary by Program Type, School and Grade Level, 2007-08**

Program Type	Footnotes	Grade Range	Grade Level														Total
			PK	KG	01	02	03	04	05	06	07	08	09	10	11	12	
School																	
<b>ELEMENTARY, MIDDLE AND HIGH SCHOOLS</b>																	
Abernethy	(9)	KG-5		57	54	76	47	54	54								342
Ainsworth		KG-5		93	82	77	77	87	77								493
Alameda		KG-5		121	128	120	114	111	103								697
Arleta	(3)	KG-7		36	39	52	48	45	56	65	46						387
Astor	(3)	KG-7		59	47	45	54	51	41	37	47						381
Atkinson		KG-5		83	80	74	103	101	83								524
Beach	(3)	PK-8	20	74	68	60	48	40	49	34	28	5					426
Boise-Eliot	(3)	PK-7	38	63	59	53	57	47	47	26	22						412
Bridger	(3)	KG-7		75	76	43	55	58	62	48	53						470
Bridlemile		KG-5		85	74	76	79	72	82								468
Buckman		KG-5		69	80	72	97	75	88								481
Capitol Hill	(9)	KG-5		66	48	57	68	49	66								354
Chapman		KG-5		69	77	82	82	95	71								476
Chief Joseph	(9)	PK-5	41	68	58	44	51	55	44								361
Clarendon - Portsmouth	(1)	KG-8		44	50	54	58	49	68	54	81	129					587
Clark		KG-5		90	89	72	77	97	82								507
Creston	(3)	KG-7		46	50	47	36	42	41	38	35						335
Duniway		KG-5		61	86	75	69	66	69								426
Faubion	(3)	PK-7	20	51	45	49	42	52	43	17	36						355
Forest Park		KG-5		82	67	88	87	96	82								502
Glencoe	(9)	KG-5		66	73	105	94	86	82								506
Grout	(13)	KG-5		71	60	67	49	53	49								349
Hayhurst	(10)	KG-8		48	45	44	44	49	44	24	19	12					329
Hayhurst	(10)	KG-8		25	20	22	21	31	25								144
Odyssey		KG-8		23	25	22	23	18	19	24	19	12					185
Hollyrood - Fernwood	(1)	KG-8		75	70	53	47	46	49	45	89	104					578
Humboldt		PK-7	20	25	28	32	40	27	30	18	15						235
Irvington	(3)	KG-7		60	63	68	75	75	85	38	41						505
James John		KG-5		56	74	79	86	67	68								430
Kelly		KG-5		81	76	86	80	72	69								464
King	(3)	PK-8	40	56	50	52	58	53	55	36	28	25					453
Laurelhurst		KG-6		70	75	77	75	90	80	69							536
Lee	(3)	KG-7		52	57	53	36	39	59	34	37						367
Lent	(3)	KG-7		80	80	70	52	48	53	47	45						475
Lewis		KG-5		49	53	59	48	60	41								310

# PORTLAND PUBLIC SCHOOLS

## Enrollment Summary by Program Type, School and Grade Level, 2007-08

Program Type	Footnotes	Grade Range	Grade Level														Total
			PK	KG	01	02	03	04	05	06	07	08	09	10	11	12	
School																	
Llewellyn		KG-5		73	58	49	44	67	50								341
Maplewood	(9)	KG-5		56	53	57	54	39	49								308
Markham	(9)	KG-5		62	55	50	65	55	62								349
Marysville	(3)	KG-7		67	50	46	45	58	48	48	45						407
Ockley Green	(7)	KG-8		20	26	12	15	20	19	66	90	121					389
Peninsula	(3)	KG-7		49	49	41	36	39	34	45	33						326
Richmond	(9)	PK-5	52	89	96	56	58	41	44								436
Rieke		KG-5		64	55	52	53	46	52								322
Rigler	(3)	KG-7		76	91	81	64	63	65	53	69						562
Rosa Parks	(3)	KG-6		77	84	99	85	72	69	76							562
Roseway Heights	(1)	KG-8		55	56	65	64	55	50	75	53	187					660
Sabin		PK-8	24	46	58	55	52	69	58	43	35	11					451
Sabin	Rigler	PK-8	24	46	47	2858gPK-8								S1112.3(89	)1112.3(96		)

# PORTLAND PUBLIC SCHOOLS

## Enrollment Summary by Program Type, School and Grade Level, 2007-08

Program Type	Grade Level													Total		
School	PK	KG	01	02	03	04	05	06	07	08	09	10	11	12	US	



**PORTLAND PUBLIC SCHOOLS**  
**Enrollment Summary by Program Type, School and Grade Level, 2007-08**


Program Type	Footnotes	Grade Range	Grade Level														Total	
			PK	KG	01	02	03	04	05	06	07	08	09	10	11	12		US
School																		
Clinton Street School	(4)											5	3	4	4	3		
Columbia Transitional School													1	2		2	19	
Columbia Transitional School																1	19	
Pioneer - Interim Alt Ed													1	2		1	4	
Home Instruction																1	1	
John's Landing School	(4)										3	4	1	4	6		18	
Morrison Breakthrough	(4)													5	8	6	19	
Morrison Hand in Hand	(4)		6	11	4												21	
Nickerson Adolescent D.T.	(4)									1	4	2	3	7	6		23	
Parry Center	(4)				3	2	2	3	3	7	5	7	4	3			39	
Part-time Home/Private				3	2	2		1		2							10	
Pioneer Programs	(11)	KG-12		1	8	11	8	14	8	14	18	25	28	20	18	26	199	
Annex										2	5	4	9	6	10	18	54	
Columbia	(11)											1	18	14	8	7	48	
Holladay Center	(11)			1	8	11	8	14	8								50	
Youngson	(11)									12	13	20	1			1	47	
Providence Hospital															1	1	2	
Rosemont	(4)										3	9	13	16	5		46	
White Shield	(4)									2	1	2	4	5	6		20	
<b>Special Services Subtotal</b>			<b>6</b>	<b>15</b>	<b>17</b>	<b>15</b>	<b>10</b>	<b>18</b>	<b>11</b>	<b>24</b>	<b>29</b>	<b>46</b>	<b>54</b>	<b>59</b>	<b>62</b>	<b>151</b>	<b>22</b>	<b>539</b>
<b>PUBLIC CHARTER SCHOOLS</b>																		
Arthur Academy		KG-4		25	25	25	24	18										117
CM2's Opal School		KG-5		12	12	14	14	14	10									76
Emerson Public Charter		KG-5		22	22	22	22	27	16									131
Leadership and Entrepreneurship Public Charter H.S.		9-12											75	72				147
Portland Village School		KG-4		41	48	23	23	20										155
Self Enhancement Academy		6-8								50	44	43						137
Trillium Public Charter		KG-12		20	22	33	20	22	28	27	30	22	19	31	23	17		314
<b>Public Charter Schools Subtotal</b>				<b>120</b>	<b>129</b>	<b>117</b>	<b>103</b>	<b>101</b>	<b>54</b>	<b>77</b>	<b>74</b>	<b>65</b>	<b>94</b>	<b>103</b>	<b>23</b>	<b>17</b>		<b>1,077</b>
<b>Total</b>			<b>1,005</b>	<b>3,803</b>	<b>3,760</b>	<b>3,629</b>	<b>3,545</b>	<b>3,460</b>	<b>3,376</b>	<b>3,354</b>	<b>3,369</b>	<b>3,143</b>	<b>3,356</b>	<b>3,323</b>	<b>3,341</b>	<b>3,571</b>	<b>53</b>	<b>46,088</b>



# PORTLAND PUBLIC SCHOOLS

## Enrollment Summary, October 2007: by Program Type, School and Ethnicity

School			Ethnicity												Total #		
			#	%	#	%	#	%	#	%	#	%	#	%			
<b>ELEMENTARY, MIDDLE AND HIGH SCHOOLS</b>																	
Abernethy	(9)	KG-5	6	1.8	26	7.6	14	4.1	1	0.3	291	85.1	2	0.6	2	0.6	342
Ainsworth		KG-5	10	2.0	26	5.3	53	10.8	2	0.4	395	80.1	4	0.8	3	0.6	493
Alameda		KG-5	36	5.2	42	6.0	14	2.0	7	1.0	573	82.2	21	3.0	4	0.6	697
Arleta	(3)	KG-7	36	9.3	72	18.6	52	13.4	8	2.1	206	53.2	9	2.3	4	1.0	387
Astor	(3)	KG-7	32	8.4	12	3.1	55	14.4	13	3.4	260	68.2	3	0.8	6	1.6	381
Atkinson		KG-5	20	3.8	92	17.6	162	30.9	2	0.4	247	47.1	1	0.2	0		524
Beach	(3)	PK-8	100	23.5	28	6.6	153	35.9	6	1.4	118	27.7	19	4.5	2	0.5	426
Boise-Eliot	(3)	PK-7	241	58.5	15	3.6	58	14.1	2	0.5	86	20.9	9	2.2	1	0.2	412
Bridger	(3)	KG-7	32	6.8	88	18.7	69	14.7	6	1.3	258	54.9	13	2.8	4	0.9	470
Bridlemile		KG-5	2	0.4	16	3.4	24	5.1	0		393	84.0	24	5.1	9	1.9	468
Buckman		KG-5	17	3.5	25	5.2	24	5.0	8	1.7	379	78.8	28	5.8	0		481






# PORTLAND PUBLIC SCHOOLS

## Enrollment Summary, October 2007: by Program Type, School and Ethnicity

School	Footnotes	Grade Range	Ethnicity														Total #
			African American		Asian / Pacific Islander		Hispanic		Native American		White		Multiple Specified		Unspecified /Other		
			#	%	#	%	#	%	#	%	#	%	#	%	#	%	
Pathfinders Academy			1	12.5	2	25.0	1	12.5	0		4	50.0	0		0		8
Portland International Community		9-12	8	23.5	5	14.7	12	35.3	0		7	20.6	0		2	5.9	34
Quest Schools		9-12	12	15.6	3	3.9	10	13.0	0		49	63.6	1	1.30	2	2.6	77
SE Community Works			3	15.8	0		4	21.1	1	5.3	11	57.9	0		0		19
Y.E.I. Teen Parent			5	35.7	1	7.1	0		1	7.1	6	42.9	0		1	7.14	14
Youth Employment Institute		9-12	16	39.0	2	4.9	7	17.1	3	7.3	12	29.3	1	2.44	0		41
Youth Progress Association			5	17.9	0		2	7.1	4	14.3	17	60.7	0		0		28
YouthBuilders		9-12	13	43.3	1	3.3	4	13.3	2	6.7	10	33.3	0		0		30
<b>Community-Based Alternative Programs Subtotal</b>			<b>269</b>	<b>20.0</b>	<b>69</b>	<b>5.1</b>	<b>263</b>	<b>19.6</b>	<b>69</b>	<b>5.1</b>	<b>641</b>	<b>47.8</b>	<b>15</b>	<b>1.12</b>	<b>16</b>	<b>1.19</b>	<b>1,342</b>
<b>SPECIAL SERVICES</b>																	
C.T.C Pioneer			14	58.3	1	4.2	2	8.3	1	4.2	6	25.0	0		0		24
Columbia Transitional School			10	50.0	1	5.0	2	10.0	1	5.0	6	30.0	0		0		20
Pioneer - Interim Alt Ed			4	100.0	0		0		0		0		0		0		4
C.T.C. Jefferson H.S.			9	40.9	1	4.5	1	4.55	0		11	50.0	0		0		22
C.T.C. Marshall H.S.			0		2	11.8	1	5.88	0		14	82.4	0		0		17
C.T.C. Southeast			7	11.9	7	11.9	5	8.47	0		40	67.8	0		0		59
Clinton Street School	(4)		2	10.5	0		3	15.79	0		13	68.4	1	5.26	0		19
Home Instruction			0		0		0		0		0		0		1	100.00	1
John's Landing School	(4)		1	5.6	0		1	5.56	0		16	88.9	0		0		18
Morrison Breakthrough	(4)		1	5.3	0		8	42.11	1	5.3	9	47.4	0		0		19
Morrison Hand in Hand	(4)		3	14.3	0		2	9.52	1	4.8	15	71.4	0		0		21
Nickerson Adolescent D.T.	(4)		9	39.1	2	8.70	3	13.04	0		9	39.1	0		0		23
Parry Center	(4)		7	17.9	1	2.56	2	5.13	1	2.6	28	71.8	0		0		39
Part-time Home/Private			1	10.0	1	10.00	0		0		6	60.0	1	10.00	1	10.00	10
Pioneer Programs	(11)	KG-12	52	26	4	2.01	13	6.53	9	4.5	118	59.3	2	1.01	1	0.50	199
Annex			5	9.3	3	5.6	3	5.6	3	5.6	40	74.1	0		0		54
Columbia			13	27.1	0		4	8.3	2	4.2	29	60.4	0		0		48
Holladay Center			20	40.0	1	2.0	2	4.0	3	6.0	22	44.0	2	4.0	0		50
Youngson			14	29.8	0		4	8.5	1	2.1	27	57.4	0		1	2.1	47
Providence Hospital			0		0		0		0		2	100.0	0		0		2
Rosemont	(4)		1	2.17	0		8	17.39	3	6.5	34	73.9	0		0		46
White Shield	(4)		4	20.00	0		2	10.00	0		14	70.0	0		0		20
<b>Special Services Subtotal</b>			<b>111</b>	<b>20.59</b>	<b>19</b>	<b>3.53</b>	<b>51</b>	<b>9.46</b>	<b>16</b>	<b>3.0</b>	<b>335</b>	<b>62.2</b>	<b>4</b>	<b>0.74</b>	<b>3</b>	<b>0.56</b>	<b>539</b>
<b>PUBLIC CHARTER SCHOOLS</b>																	
CM2's Opal School		KG-5	9	11.84	3	3.95	4	5.26	0		56	74	2	2.63	2	2.63	76
Emerson Public Charter		KG-5	16	12.21	5	3.82	5	3.82	0		104	79.4	0		1	0.76	131
Leadership and Entrepreneurship		9-12	38	25.85	5	3.40	24	16.33	1	0.7	75	51.02	4	2.72	0		147
Portland Village School		KG-4	10	6.45	7	4.52	9	5.81	2	1.3	120	77.42	0		7	4.52	155
Self Enhancement Academy		6-8	132	96.35	1	0.73	2	1.46	0		1	0.73	1	0.73	0		137
Trillium Public Charter		KG-12	24	7.64	10	3.18	16	5.10	2	0.6	204	64.97	3	0.96	55	17.52	314
Arthur Academy		KG-4	17	14.53	12	10.26	5	4.27	2	1.7	62	52.99	2	1.71	17	14.53	117
<b>Public Charter Schools Subtotal</b>			<b>246</b>	<b>22.84</b>	<b>43</b>	<b>3.99</b>	<b>65</b>	<b>6.04</b>	<b>7</b>	<b>0.6</b>	<b>622</b>	<b>57.75</b>	<b>12</b>	<b>1.11</b>	<b>82</b>	<b>7.61</b>	<b>1,077</b>
<b>Total</b>			<b>7,175</b>	<b>15.57</b>	<b>4,867</b>	<b>10.56</b>	<b>6,402</b>	<b>13.89</b>	<b>827</b>	<b>1.8</b>	<b>25,319</b>	<b>54.94</b>	<b>942</b>	<b>2.04</b>	<b>556</b>	<b>1.21</b>	<b>46,088</b>





# PORTLAND PUBLIC SCHOOLS

## Enrollment Summary, October 2007: by Program Type, School and Gender

		Gender
--	--	--------

# PORTLAND PUBLIC SCHOOLS

## Enrollment Summary, October 2007: by Program Type, School and Gender

Program Type	Footnotes	Grade Range	Gender				
			Female		Male		Total
			#	%	#	%	
SE Works Community Learning Center			7	36.8	12	63.2	19
Y.E.I. Teen Parent			14	100.0		0.0	14
Youth Employment Institute		9-12	23	56.1	18	43.9	41
Youth Progress Association			5	17.9	23	82.1	28
YouthBuilders		9-12	11	36.7	19	63.3	30
<b>Community-Based Alternative Programs Subtotal</b>			<b>624</b>	<b>46.5</b>	<b>718</b>	<b>53.5</b>	<b>1,342</b>
<b>SPECIAL SERVICES</b>							
C.T.C. Jefferson H.S.			10	45.5	12	54.5	22
C.T.C. P.S.U.			10	58.8	7	41.2	17
C.T.C. Southeast			31	52.5	28	47.5	59
Clinton Street School	(4)		5	26.3	14	73.7	19
Columbia Transitional School			6	25.0	18	75.0	24
Columbia Transitional School			5	25.0	15	75.0	20
Pioneer - Interim Alt Ed			1	25.0	3	75.0	4
Home Instruction				0.0	1	100.0	1
John's Landing School	(4)		10	55.6	8	44.4	18
Morrison Breakthrough	(4)		3	15.8	16	84.2	19
Morrison Hand in Hand	(4)		6	28.6	15	71.4	21
Nickerson Adolescent D.T.	(4)		11	47.8	12	52.2	23
Parry Center	(4)		13	33.3	26	66.7	39
Part-time Home/Private			8	80.0	2	20.0	10
Pioneer Programs	(11)	KG-12	38	19.1	161	80.9	199
Annex		6-12	20	37.0	34	63.0	54
Columbia		8-12	8	16.7	40	83.3	48
Holladay Center		KG-5	4	8.0	46	92.0	50
Youngson		6-12	6	12.8	41	87.2	47




# PORTLAND PUBLIC SCHOOLS

## Enrollment Characteristics by Program Type and School, 2007-08

Program Type	Footnotes	Grade Range	Free or Reduced Price Meals		TAG		ELL		Special Ed		Total
			#	%	#	%	#	%	#	%	
School											
<b>ELEMENTARY, MIDDLE AND HIGH SCHOOLS</b>											
Abernethy	(9)	KG-5	75	21.9	48	14.0	6	1.8	51	14.9	342
Ainsworth		KG-5	29	5.9	61	12.4	3	0.6	32	6.5	493
Alameda		KG-5	63	9.0	76	10.9	3	0.4	87	12.5	697
Arleta	(3)	KG-7	283	73.1	30	7.8	66	17.1	83	21.4	387
Astor	(3)	KG-7	176	46.2	17	4.5	16	4.2	55	14.4	381
Atkinson		KG-5	256	48.9	42	8.0	135	25.8	55	10.5	524
Beach	(3)	PK-8	248	58.2	19	4.5	94	22.1	53	12.4	426
Boise-Eliot	(3)	PK-7	317	76.9	23	5.6	20	4.9	75	18.2	412
Bridger	(3)	KG-7	266	56.6	22	4.7	72	15.3	87	18.5	470
Bridlemile		KG-5	62	13.2	43	9.2	13	2.8	55	11.8	468
Buckman		KG-5	128	26.6	44	9.1	12	2.5	80	16.6	481
Capitol Hill	(9)	KG-5	114	32.2	24	6.8	34	9.6	50	14.1	354
Chapman		KG-5	123	25.8	38	8.0	32	6.7	68	14.3	476
Chief Joseph	(9)	PK-5	187	51.8	27	7.5	15	4.2	42	11.6	361
Clarendon - Portsmouth	(1)	KG-8	504	85.9	33	5.6	193	32.9	83	14.1	587
Clark		KG-5	408	80.5	9	1.8	205	40.4	56	11.0	507
Creston	(3)	KG-7	218	65.1	13	3.9	49	14.6	92	27.5	335
Duniway		KG-5	52	12.2	29	6.8	4	0.9	50	11.7	426
Faubion	(3)	PK-7	247	69.6	15	4.2	37	10.4	57	16.1	355
Forest Park		KG-5	4	0.8	83	16.5	4	0.8	41	8.2	502
Glencoe	(9)	KG-5	137	27.1	28	5.5	30	5.9	70	13.8	506
Grout	(13)	KG-5	237	67.9	11	3.2	82	23.5	53	15.2	349
Hayhurst	(10)	KG-8	101	30.7	43	13.1	27	8.2	54	16.4	329
Hayhurst	(10)	KG-8	68	47.2	7	4.9			31	21.5	144
Odyssey		KG-8	33	17.8	36	19.5			23	12.4	185
Hollyrood - Fernwood	(1)	KG-8	79	13.7	84	14.5	3	0.5	75	13.0	578
Humboldt		PK-7	225	95.7	29	12.3	34	14.5	30	12.8	235
Irvington	(3)	KG-7	196	38.8	55	10.9	11	2.2	77	15.2	505
James John		KG-5	347	80.7	16	3.7	151	35.1	59	13.7	430
Kelly		KG-5	358	77.2	16	3.4	124	26.7	89	19.2	464
King	(3)	PK-8	417	92.1	22	4.9	67	14.8	75	16.6	453
Laurelhurst		KG-6	68	12.7	54	10.1	12	2.2	70	13.1	536
Lee	(3)	KG-7	257	70.0	19	5.2	93	25.3	72	19.6	367
Lent	(3)	KG-7	388	81.7	8	1.7	135	28.4	94	19.8	475
Lewis		KG-5	142	45.8	20	6.5	31	10.0	61	19.7	310
Llewellyn		KG-5	72	21.1	18	5.3	8	2.3	68	19.9	341
Maplewood	(9)	KG-5	56	18.2	36	11.7	11	3.6	42	13.6	308
Markham	(9)	KG-5	177	50.7	36	10.3	79	22.6	55	15.8	349
Marysville	(3)	KG-7	320	78.6	30	7.4	97	23.8	68	16.7	407
Ockley Green	(7)	KG-8	283	72.8	41	10.5	31	8.0	79	20.3	389
Peninsula	(3)	KG-7	265	81.3	22	6.7	72	22.1	76	23.3	326
Richmond	(9)	PK-5	59	13.5	28	6.4	9	2.1	24	5.5	436
Rieke		KG-5	23	7.1	54	16.8	4	1.2	26	8.1	322
Rigler	(3)	KG-7	487	86.7	24	4.3	205	36.5	79	14.1	562
Rosa Parks	(3)	KG-6	512	91.1	15	2.7	146	26.0	96	17.1	562





# PORTLAND PUBLIC SCHOOLS

## Enrollment Characteristics by Program Type and School, 2007-08

Program Type	Footnotes	Grade Range	Free or Reduced Price Meals		TAG		ELL		Special Ed		Total
			#	%	#	%	#	%	#	%	
School											
SE Works Community Learning Center			2	10.5		0.0	3	15.8	2	10.5	19
Y.E.I. Teen Parent			1	7.1		0.0				0.0	14
Youth Employment Institute		9-12	11	26.8		0.0			11	26.8	41
Youth Progress Association			1	3.6		0.0	1	3.6	7	25.0	28
YouthBuilders		9-12	4	13.3		0.0	2	6.7	7	23.3	30
<b>Community-Based Alternative Programs Subtotal</b>			<b>448</b>	<b>33.4</b>	<b>41</b>	<b>3.1</b>	<b>220</b>	<b>16.4</b>	<b>176</b>	<b>13.1</b>	<b>1,342</b>
<b>SPECIAL SERVICES</b>											
C.T.C. Jefferson H.S.			18	81.8		0.0			22	100.0	22
C.T.C. P.S.U.						0.0			16	94.1	17
C.T.C. Southeast			24	40.7		0.0	3	5.1	58	98.3	59
Clinton Street School	(4)		19	100.0	2	10.5			8	42.1	19
Columbia Transitional School			11	45.8		0.0			24	100.0	24
Columbia Transitional School			7	35.0		0.0			20	100.0	20
Pioneer - Interim Alt Ed			4	100.0		0.0			4	100.0	4
Home Instruction						0.0				0.0	1
John's Landing School	(4)		18	100.0		0.0			2	11.1	18
Morrison Breakthrough	(4)		19	100.0		0.0			4	21.1	19
Morrison Hand in Hand	(4)		21	100.0		0.0			7	33.3	21
Nickerson Adolescent D.T.	(4)		23	100.0		0.0	2	8.7	15	65.2	23
Parry Center	(4)		39	100.0		0.0	3	7.7	32	82.1	39
Part-time Home/Private					1	10.0			8	80.0	10
Pioneer Programs	(11)	KG-12	40	20.1	2	1.0	1	0.5	191	96.0	199
Annex			28	51.9	2	3.7			52	96.3	54
Columbia	(11)		40	83.3	2	4.2			47	97.9	48
Holladay Center	(11)		37	74.0		0.0			45	90.0	50
Youngson	(11)		43	91.5	1	2.1			47	100.0	47
Providence Hospital						0.0			2	100.0	2
Rosemont	(4)		46	100.0		0.0			19	41.3	46
White Shield	(4)		20	100.0		0.0	2	10.0	6	30.0	20
<b>Special Services Subtotal</b>			<b>406</b>	<b>75.3</b>	<b>8</b>	<b>1.5</b>	<b>11</b>	<b>2.0</b>	<b>414</b>	<b>76.8</b>	<b>539</b>
<b>PUBLIC CHARTER SCHOOLS</b>											
Arthur Academy		KG-4	37	31.6		0.0	1	1	15	12.8	117
CM2's Opal School		KG-5	15	19.7		0.0			13	17.1	76
Emerson Public Charter		KG-5	23	17.6	1	0.8			17	13.0	131
Leadership and Entrepreneurship Public Charter H.S.		9-12	93	63.3	4	2.7	10	7	23	15.6	147
Portland Village School		KG-4	15	9.7	1	0.6			12	7.7	155
Self Enhancement Academy		6-8	104	75.9	13	9.5			26	19.0	137
Trillium Public Charter		KG-12	92	29.3	31	9.9			44	14.0	314
<b>Public Charter Schools Subtotal</b>			<b>379</b>	<b>35.2</b>	<b>50</b>	<b>4.6</b>	<b>11</b>	<b>1.0</b>	<b>150</b>	<b>13.9</b>	<b>1,077</b>
<b>Total</b>			<b>20,885</b>	<b>45.3</b>	<b>5,329</b>	<b>11.6</b>	<b>4,749</b>	<b>10.3</b>	<b>6,789</b>	<b>14.7</b>	<b>46,088</b>

**PORTLAND PUBLIC SCHOOLS**

**Enrollment Characteristics by Program Type and School, 2007-08**

Program Type	Free or Reduced Price Meals
--------------	-----------------------------